

# TOPIC LIST- YEAR 2

## TERM- AUTUMN 1


Class Teacher- Mrs Shikeh & Mrs Choudhury

Teaching Assistant- Mrs Ismail

Theme: Time Travelers

### ENGLISH

#### The Great Fire of London by Emma Adams



- Persuasive poster
- Warning posters (instructional writing),
- Speech bubbles
- Letters of advice
- Certificates
- Information booklet

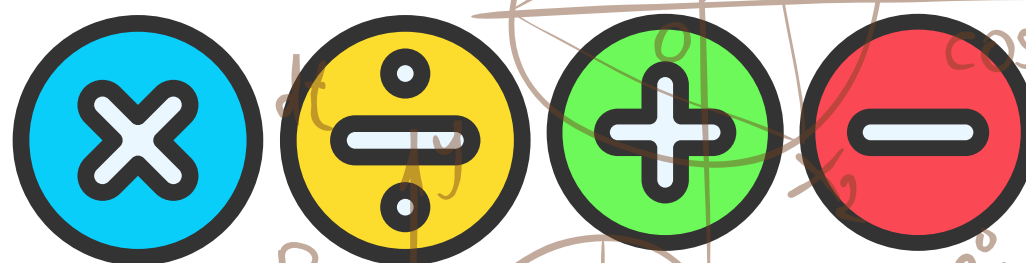
- Persuasive poster
- Postcards
- Diary entry
- Poem
- Captions
- Character descriptions
- Non-chronological leaflet
- Writing in role
- Optional diary
- Short explanation

### MATHS

#### Place Value

Recap: counting forwards and backwards within 20, tens and ones within 20, counting forwards and backwards within 50, tens and ones within 50, compare numbers within 50.


Count objects to 100 and read and write numbers in numerals and words; represent numbers to 100; ten and ones with a part-whole model; tens and ones using addition; use a place value chart; compare objects; compare numbers; order objects and numbers; count in 2s; count in 5s; count in 10s; count in 3s



#### Addition and Subtraction

Fact families- addition and subtraction bonds to 20; check calculations; compare number sentences; related facts; bonds to 100 (tens); add and subtract 1s; 10 more and 10 less; add and subtract 10s; add by making 10; add a 2 digit number and a 1 digit number crossing ten; subtraction crossing ten

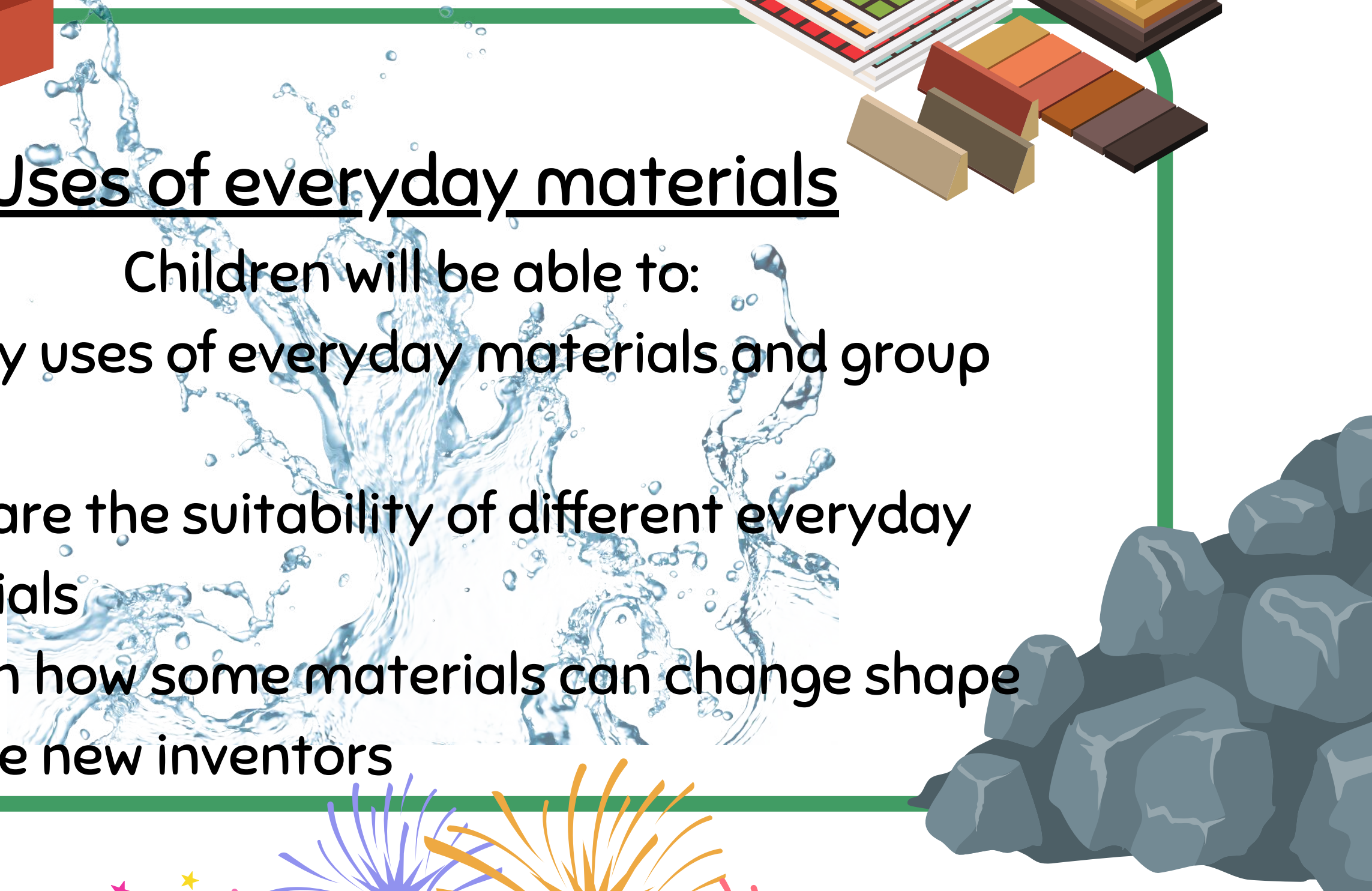




# SCIENCE

## Uses of everyday materials

Children will be able to:

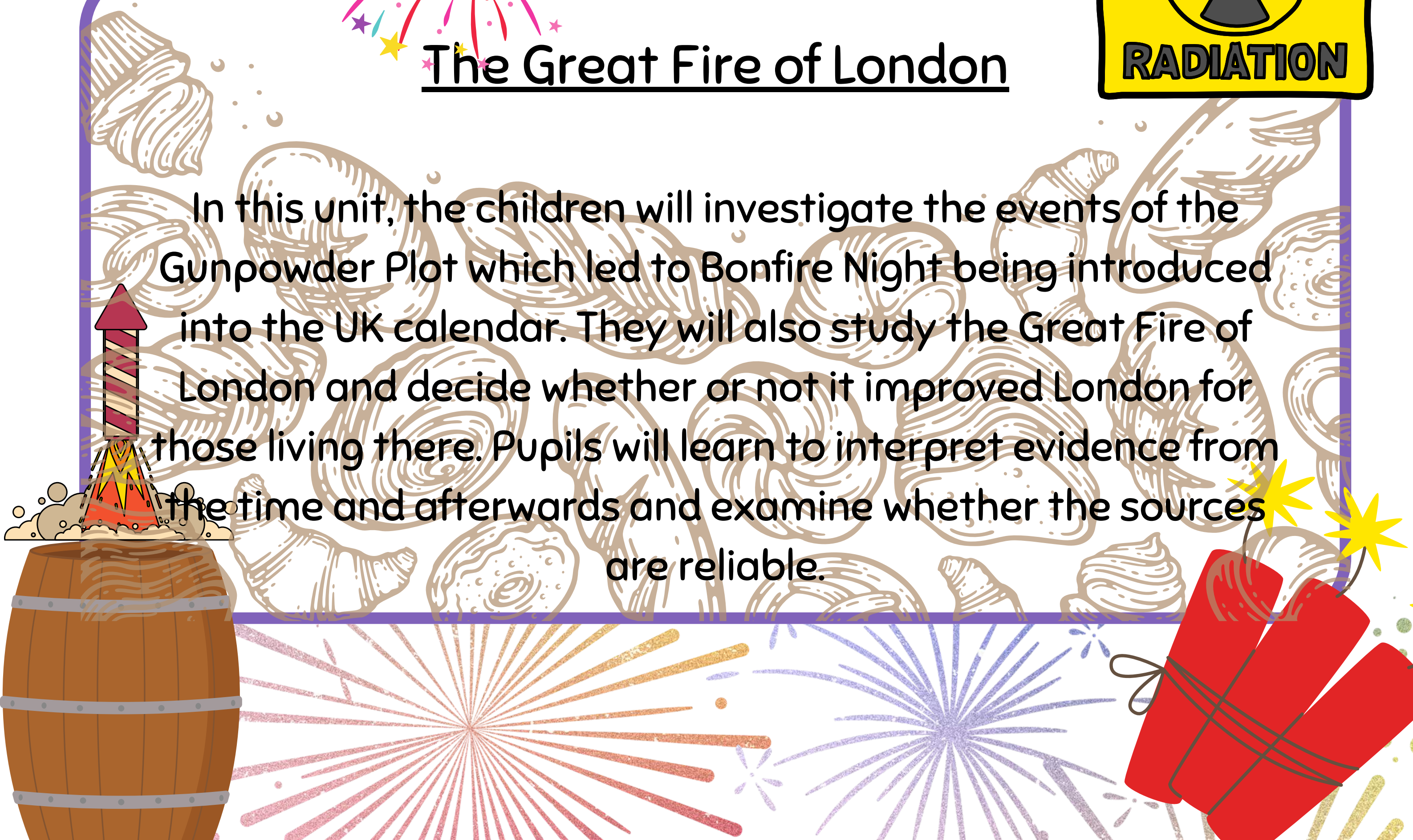
- Identify uses of everyday materials and group these
  - Compare the suitability of different everyday materials
  - Explain how some materials can change shape
  - Explore new inventors
- 



# HUMANITIES

## The Great Fire of London

In this unit, the children will investigate the events of the Gunpowder Plot which led to Bonfire Night being introduced into the UK calendar. They will also study the Great Fire of London and decide whether or not it improved London for those living there. Pupils will learn to interpret evidence from the time and afterwards and examine whether the sources are reliable.



CAUTION



RADIATION



## SAFETY FIRST

Children will recognise that they share a responsibility for keeping themselves and others safe. They will explore the different people who look after them. They will also look at the 'special people' who work in their community and who are responsible for looking after them and protecting them. Pupils will understand rules for and ways of keeping physically and emotionally safe, including responsible ICT use, online safety, road safety, and safety in the environment.

## COMPUTING

Computing systems and networks – IT around us. Children will work on recognising and identifying the uses and features of information technology in school and beyond. They will learn to explore and explain how information technology helps us and how to use it safely. Children will realise that certain choices are made when using information technology and that we have rules and responsibilities for using them safely and securely.

## PE

### Circuit Training

Q. What are muscles and what do they do?

To master basic movements showing control and accuracy and apply these in a range of activities.

## ART

### Explore and Draw

In this unit, children are introduced to the idea that artists can be collectors: they go out into the world, look at things in new ways, and bring things back to the studio to inspire their art. Children will explore observational drawing and experimental mark making, and think about how they can use composition to create their artwork. The exercises and projects in this unit encourage children to begin to develop hand-eye coordination through slow and paced looking. This is balanced by encouraging children to nurture a playful exploration of media and a curiosity towards the world around them.



# ISLAMIC STUDIES

Salah: A special gift from Allah,  
getting ready for Salah, steps of  
Salah, manners (adaab) in the  
Masjid, kind words and actions,  
visiting the sick

## QURAN

### 1- Memorisation:

- Surah A-Teen

### 2- Revision:

- Review the previous surahs; Surah Al-Fatihah  
& from Surah Al-Alaq to Surah A-Naas

### 3-Arabic alphabet:

- Sing the Arabic alphabet song, learn to  
pronounce the alphabet & Write the Arabic  
alphabet to recognize the Arabic letters.