

TOPIC LIST- YEAR 1

TERM- AUTUMN 1

Class Teacher- Miss Kazam

Teaching Assistants- Mrs Alsabah and Mrs Hamid

THEME - Colour Chaos

SCIENCE

Everyday Materials

In this unit the children will learn to distinguish between an object and the material from which it's made. They will identify and name a variety of everyday materials, including wood, plastic, glass, metal, water and rock. They will describe the simple properties of a variety of everyday materials. The children will compare and group together a variety of everyday materials on the basis of their simple physical properties.

ENGLISH



We are excited to be introducing Drawing Club by Gregg Bottrill. Drawing Club is not an art lesson, it is a powerful way to bring imagination, language, and writing to life.

Through stories, pictures, and shared adventures, children learn new vocabulary in a meaningful context. They develop their hand and mind together, which builds confidence, independence, and joy in learning.

Making conversation: Talking confidently, trying new vocabulary, listening carefully, sharing ideas, and helping each other.

Mark making (writing): Writing with growing confidence, reading with interest, using phonics in meaningful ways, and developing fine motor skills with purpose.

Imagination: Unlocking imagination, joy, and creativity that transforms learning into adventure.

The books we will look at this half term are:

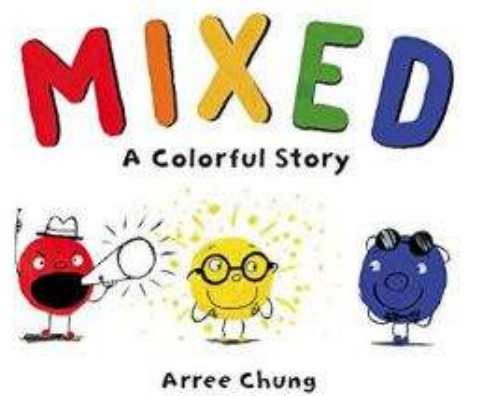
Mixed by Arree Chung
The Colour Monster

The Traditional Tales we will look at are:

The Gingerbread Man
Little Red Riding Hood

The animations we will look at are:



Pink Panther
Tom and Jerry



MATHS

Place Value (within 10)

- Sort objects, count objects
- Count objects from a larger group
- Represent objects
- Recognise numbers as words
- Count on from any number
- 1 more, 1 less
- Compare groups by matching
- Fewer, more, same
- Less than, greater than, equal to
- Compare numbers
- Order objects and numbers
- The number line



Addition and Subtraction to 10

- Part-whole model
- Write number sentences
- fact families-addition facts
- Number bonds within/to 10
- Addition-add together
- Addition-add more
- Addition problems-find a part
- Subtraction-find a a part
- Fact families -the eight facts
- Subtraction-take away/cross out (how many left?)
- Subtraction on a number line
- Add or subtract 1 or 2

HISTORY

My Family History

In this unit, the children will explore similarities and differences between their own lives and those of people their grandparents' age. The unit focuses on different topics, including homes, toys, shops and schools, and provides opportunities for classroom visitors, as well as trips to the local area and museums.



Be yourself


This unit is inspired by the idea that having confidence to 'be yourself' can have a positive impact on mental health and emotional well-being. It aims to enable children to recognise their positive qualities and appreciate their individuality. In this unit, children are encouraged to recognise different emotions and explore different strategies to help them to manage any uncomfortable feelings they are experiencing. They will learn about how big life changes impact on feelings and emotions and explore the importance of sharing their thoughts and feelings. In the classroom we have introduced the colour monster area which includes a worry monster. The children are able to express how they are feeling daily and we use different strategies to deal with any worries that they may have.



COMPUTING

Computing systems and networks – Technology around us

This unit will involve developing your child's understanding of technology and how it can help them. They will become more familiar with the different components of a computer by developing their keyboard and mouse skills, and also start to consider how to use technology responsibly.



PE

Gymnastics – Body

Q. What shapes can you make with your body?

To develop balance, agility and co-ordination by linking movements to create a sequence.



ART

Spirals

The focus of the exploration is around spirals– an ancient symbol which we all recognise, and which lends itself to conversations around growth, movement and structure.

In this unit children are enabled to build an understanding about the way they can make marks on a drawing surface. They explore how the way they hold a drawing tool, and move their bodies, will affect the drawing they make. Children will begin to explore mark making and how they can use the marks they make in their drawings. They are introduced to the fact that they can make drawings as a result of observation, without a seen subject matter (i.e. from action or imagination) and that they can make drawings as a result of observation. Through their drawing's children are able to talk about what they can see and how it makes them feel.

ISLAMIC STUDIES

Cleanliness, Adhan, Wudu,
Salah, Etiquettes for the
Mosque, Good eating habits
(Islamic manners), Healthy
eating (halal food)



QURAN

1- Memorisation:

- Surah A-Takathur & Al-Qari'ah

2- Revision:

- Review the previous surahs; Surah Al-Fatihah & from Surah Al-Asr to Surah A-Naas

3-Arabic alphabet:

- Sing the Arabic alphabet song, learn to pronounce the alphabet & Write the Arabic alphabet to recognize the Arabic letters.

