



Topic List : Year 1




Term : Summer 1 2024

Class Teacher- *Mrs Choudhury &  
Miss Kazam*


Teaching Assistant - *Mrs Marouf &  
Mrs Al-Sabah*

Theme

# SPLASHING INTO SUMMER



# English



## Text – Yeti and the Bird by Nadia Shireen

The children begin with a discussion about friendship. They then write a complete story about two seemingly different characters, in the third person using past tense. They use adverbs to sequence and add cohesion, as well as conjunctions to write sentences using but and and.

**Outcomes:** List of rules, letters, postcards, character descriptions

**Main outcome:** Own version narrative about an unlikely friendship

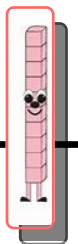
## Vocabulary, Grammar & Punctuation

- How words can combine to make sentences
- Joining words and joining clauses using and
- Use expanded noun phrases to describe and specify, e.g. the blue butterfly
- Capital letters for names of people, places and the personal pronoun 'I' etc
- Suffixes that can be added to verbs where no change is needed in the spelling of root words (e.g. helping, helped, helper)
- Use of the suffixes –er, –est in adjectives and the use of –ly in Standard English to turn adjectives into adverbs
- Use subordination (using when, if, that, or because) and co-ordination (using or, and, or but)
- Use correct choice and consistent use of present tense and past tense throughout writing
- Apostrophes to mark where letters are missing in spelling and to mark singular possession in nouns [for example, the girl's name]

## Writing (Composition) Write sentences by:

- Saying out loud what they are going to write about
- Composing a sentence orally before writing it
- Sequencing sentences to form short narratives
- Re-reading what they have written to check it makes sense
- Discussing what they have written with the teacher or other pupils
- Reading aloud their writing clearly enough to be heard by their peers and the teacher

# Maths




## Maths-

**Place value (within 50)** -continuing from last term

- Counting from 20 – 50
- Counting by making groups of 10s and 1s
- Partitioning into 10s and 1s
- Estimating on a number line
- 1 more or 1 less than 50

## Length and height

- Comparing length and height
- Measuring length using objects
- Measuring length using centimetres



## Multiplication and Division

- Counting in 2's, 5's and 10's
- Recognise and add equal groups
- Make arrays
- Make doubles
- Make equal groups by grouping
- Make equal groups by sharing

## Mass and Volume

- Comparing heavier and lighter
- Measuring and comparing mass
- Comparing volume
- Measuring and comparing capacity



# Science & History

## Topic: Plants

In this unit about plants, children will learn to name the basic parts of a plant, including seeds. They will have the opportunity to plant their own seeds and make observations of how they grow over time. Children will also learn to identify, name and describe a variety of garden and wild plants as well as evergreen and deciduous trees. In their final lesson, the children will use all of their knowledge gained throughout the topic to identify, compare and classify plants.



# History

## Great Inventions: Transport

### How did the first flight change the world? Why were the Rainhill Trials important?

In this unit, the children will explore the stories of two significant events in the history of travel, and the impact they had on people's lives, back then and in the future. They will begin by learning about the first aeroplane flight, before looking at early aeroplanes in greater depth. They will then focus on the Rainhill Trials of Stephenson's Rocket, using sources from the time to provide context. The children will examine the legacy of both events, and discuss the impact on our world today.





## Circuit Training



This unit is designed to build the overall fitness of the children through a circuit of eight activities, each of which is based on a different skill. Fun practices are used each week before the children are introduced to two of the circuit activities. During the final two lessons, children will complete the whole circuit and use a scorecard to enable them to see the progress that they have made. Opportunities are provided for the children to watch others and to evaluate their own performance. This unit has a strong Health and Fitness focus and the children will learn about the effects of exercise on their body.




# PHSE & RS



## Money Matters

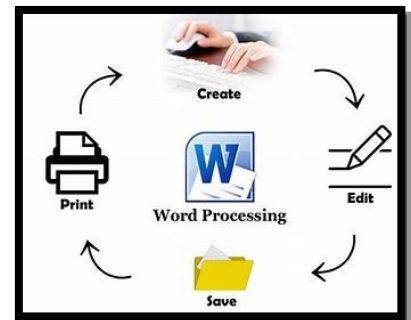
This unit encourages children to think about where money comes from and how it can be used. Children will discuss the idea of spending and saving their money and begin to understand why it is important to keep belongings, including money, safe. They will also learn about the different things on offer when they go shopping and how we need to identify the difference between the things we want and the things we need.



# DT

## Fabric Faces

In this unit the children will learn all about different fabrics. They will explore and become familiar with the names of different fabrics and learn how to choose and manipulate fabrics to create different effects; they will also learn how to join fabrics in a variety of ways. Running stitch will be introduced during this unit. Finally, children get the chance to apply all of these skills to help them create their own fabric face which they will evaluate.



# Computing

## Word Processing (continuation from last term)

The Word Processing Skills unit will teach the class basic typing and word processing skills. Children will learn how to type with two hands, use the shift, space and enter key properly, and edit work by using the backspace, delete and arrow keys. Children will then go on to learn how to use undo and redo and to select and format text.





# Islamic Studies

Prophet Yunus (as), Zakah,  
importance of telling the truth,  
respect for neighbours, patience/  
sabar



## Quran



**Memorisation:** Surah AL Baiyyinah

**Revision:** Revision of all surahs  
memorised from surah Al Nas till Surah  
**al-ZalZalah**

**Reading:** Review the names of the  
Arabic letters and their forms at the  
beginning, middle and end of words,  
write the shape of two letters, read two  
three letters joined together