



Topic List: Nursery

Term: Summer 1 2024

Class Teacher- Mrs Osman

Key workers- Mrs Jahan



Mrs Aslam



THEME




Spring / Growing





PHONICS

- In Phonics the children will revisit Aspect 4 and 5 – rhyming words and alliterations.
- We will also start Aspect 6 (Voice sounds) and Aspect 7 (Oral blending and segmenting)
- The children will extend their vocabulary by blending and segmenting new words.
- At home help the children tune into different sound in English by making changes to rhymes and songs, like: changing a word so that there is still a rhyme “Twinkle, twinkle chocolate bar”




Mathematics

- The children will continue to count numbers accurately using a variety of different ways.
- They are going to learn more about number bonds.
- We will also look at numbers before and number after.
- The topic for Maths this term is capacity.
- The children will be looking at identifying words relating to capacity e.g., full, empty, half full, half empty etc.
- At home ask the children to practise number bonds e.g. two spoon and 2 forks, how many pieces of cutlery do we have altogether?




Communication and Language

- This term we will continue to focus on widening our vocabulary – through our topic work on season, growing and life cycles.
- The emphasis will be on asking and answering ‘why’ and ‘how’ questions.
- We will be recording a diary to track the progress of our bean seeds.
- The children are going to look at writing for different purposes – writing initial and other dominant sounds.
- At home parents can help by offering children lots of interesting things to investigate, like different living things. This will encourage them to ask questions.



Understanding the World

- Our Nursery topic this term will be ‘Seasons and Growing’
- We will start by discussing the changing season, and then going for a walk around school to look for signs of spring e.g., blossoms, new buds and leaves.
- The children will be looking at growth and life cycles:
 1. A long-term project by growing beans seeds
 2. Learning the story of ‘The Hungry Caterpillar’ - the life cycle of a butterfly.
 3. We will also learn about the life cycles of chicken and frogs.
- At home encourage the children to talk about what they see when you are out and about e.g. cherry blossoms.
- Model observational and investigational skill by asking out aloud “I wonder if”, for example.



Physical Development

- Nursery will continue to use the bikes this term and learn to cycle around obstacles.
- We will continue to practise and further develop our ball skills.
- Large motor skills development will focus on balancing and climbing skills.
- Fine motor skills will focus on using writing tools and scissors.
- At home encourage the children to become more confident and competent movers by providing opportunities to play outdoor in larger areas, such as larger parks and spaces in the local area.




Personal, social & emotional development

- The children will continue to develop their self-care skills and also to help others.
- The children will be looking at manners – what to say or do when mistakes have been made.
- We will talk about feelings and how we can make ourselves and our friends happy in the Nursery.
- At home help children explore situations from different points of view and talk together about how others might be feeling.





ISLAMIC STUDIES



- They will continue to learn about the five pillars of Islam, recapping their experiences of Ramadan and Eid.
- We will focus on toileting etiquette, reciting the dua leaving the toilet
- We will recap on the story of Prophet Nuh (a.s) initially.
- We will then to learn about the story of Prophet Muhammad (s.a.w).



QURAN

Memorisation: Surah Al Masad

Revision: Surah Al Fatiyah , **Surah Al-Nas , AL Falaq and** Surah Al Ikhlas

Reading: Sing the Arabic alphabet and Arabic numbers to the children and teach it to them as a precursor to showing them the alphabet chart. Recognising the Arabic letters and try to write the shape of the letters Daal till Saad.

