

Topic List : Year 1

Term : Autumn 2 2023

Class Teacher- *Mrs Choudhury &
Miss Kazam*

Teaching Assistant - *Mrs Marouf &
Mrs Al-Sabah*





MANCHESTER
MUSLIM
PREPARATORY
SCHOOL

FAITH • LEARNING • LIFE

Theme


BRILLIANT BUILDINGS



English

Text covered: Iggy Peck, Architect

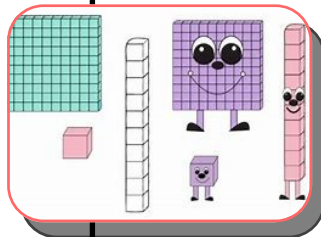
Children will have many opportunities to develop a love of different kinds of buildings and learn some of the key connected vocabulary. Children will enjoy using different materials to create their own towers and use a range of adjectives, superlatives (-est suffix) and comparatives (-er suffix) to describe and compare structures. As the sequence of learning progresses, children will describe Iggy's character and make comparisons with Miss Lila Greer's character, using conjunctions. Children will use graph paper to draw their dream home, label this using phoneme frames, and write sentences to describe their drawing. Children will go on to create posters using different sentence types to advertise an architectural drawing competition. They will consolidate their learning by creating a fact file about different buildings. Finally, children will write out letters or certificates, explaining why they liked the different drawings submitted.



Maths

Place Value (within 20)

- Count within 20
- Understand 10
- Understand 11, 12 and 13
- Understand 14, 15 and 16
- Understand 17, 18 and 19
- Understand 20
- 1 more and 1 less
- Using a number line to 20
- Estimating on a number line to 20
- Compare numbers to 20
- Order numbers to 20



Science & History

Science:

Everyday materials

This 'Everyday Materials' unit will teach the class about everyday materials including wood, plastic, metal, water and rock. Children will learn to identify and name everyday materials and will have the opportunity to explore the properties of these materials. Children also will carry out a simple investigation to help them decide which material would be most suitable to use for an umbrella. At the end of the unit children apply their knowledge of everyday materials to sort objects by their properties. A range of learning activities are used in this unit including, discussions, labelling and matching activities, games, and an investigation to encourage where children have the opportunity to ask and find the answers to questions.



History:

The Greatest Explorers: Who were the greatest explorers?

In this unit, the children will investigate the lives and journeys of five explorers from various eras: Ibn Battuta, Captain Cook, Roald Amundsen, Captain Robert Falcon Scott and Sunita Williams. They will study an explorer from different perspectives, discussing what makes an explorer 'great'. And who might not think that. The children will know where the people they study fit within a chronological framework.



Gymnastics

In this unit the children will learn to lift, carry and use gymnastic apparatus safely. Children will learn to travel safely in different ways, at different speeds and levels. They will bounce, hop, hopscotch, gallop, skip, tiptoe and run in different directions. They learn to jump safely on the ground and onto and from equipment. They will jump and roll into different shapes, and put contrasting movements together to make sequences that they remember, repeat and perform. They will think about why they exercise and consider each other's performances, evaluating and improving their work

PE



PHSE & RS

Aiming High

In this unit of work, children will learn about having high aspirations. They will start by discussing positive views of themselves and will then identify how having a positive learning attitude can help them tackle and achieve new learning challenges and improve learning outcomes. Opportunities will also be provided for children to share aspirations for the future, with regard to employment and personal goals. Through this learning, different jobs and roles will be considered. In doing this, some of the difficulties faced by stereotyping will be explored.



ART

Landscapes and Cityscapes

In this unit the children will learn about the bright colours and bold brushstrokes used by the Impressionists, and other artists, when painting landscapes and cityscapes. They will be introduced to the work of Claude Monet, Vincent van Gogh, and Jean Metzinger. They will think about the similarities and differences between the work of the different artists, looking at the colours, painting styles, settings, and times of day. They will make paintings, drawings, and mosaic art, inspired by the three artists.



Computing

Online safety

This unit aims to teach basic online safety and digital literacy skills. In this unit, children learn about the potential dangers in the online world and what basic steps we all need to take in order to have positive digital experiences. The first lesson focuses on why it is important for children to name their creative work. They go on to learn about using a search engine safely to find pictures. Children learn the SMART rules and look at what information should be kept safe when using the Internet. The lessons then explore the positives and potential negatives of online communication, such as email, and children will develop the skills to recognise potential dangers and act accordingly to keep themselves and others safe



Islamic Studies

Prophet Sulayman (as)

Beautiful names of Allah


Ar-Razzaq

Al-Qawi

Kindness



Quran



Memorisation: Al Adiyat and AL zAlzalah
(1-4)

Revision: Revision of all surahs memorised
from surh Al Nas to Surah **al-Qariah** :.

Reading: Review the names of letters and
their forms at the beginning, middle and end
of words, **write the shape of letters**
Ayeen-Yaa, **read two three letters joined**
together