

Topic List: Nursery

Term: Spring 1 2024

Class Teacher- Mrs Osman

Key workers- Mrs Jahan

Mrs Aslam



MANCHESTER
MUSLIM
PREPARATORY
SCHOOL



FAITH • LEARNING • LIFE




THEME



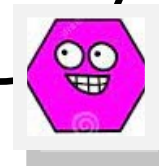

Traditional Tales.



Mathematics



- ◆ In Maths we will continue to count to 5 and doing lots of sight recognition of small numbers of objects.
- ◆ A lot of activities we do will be matching numbers to numerals, as this involves both the skills of counting and number recognition.
- ◆ Our Maths topic is on "Shapes".
- ◆ We will cover 2D shapes – learn their names and properties and looking at shapes in the environment.
- ◆ At home encourage the children to talk informally about shape and its properties using everyday household objects.



PHONICS

This term we will cover Aspect 4 of Phonics – Rhymes and Rhythm

We will sing our favourite Nursery rhymes.

The children will be listening to lots of rhyming books.

We will also play lots of rhyming games

At home you can help your child tune into different sound by making changes to rhymes and songs e.g. 'Twinkle, twinkle chocolate bar.



Understanding the world

- This term the focus is on “Traditional Tales”
- We will learn the story of Goldilocks and the Three Bears, The Gingerbread Man, and The Three Billy Goats Gruff.
- We will be doing craft activities relating to all 3 stories.
- We will be making porridge and baking Gingerbread biscuits, so there will be plenty of opportunities to talk about the ingredients used e.g. how wheat and oats are grown.
- At home you can make collections of natural materials for your child to investigate and talk about, and which materials are the most suitable for different jobs. This will encourage their observational and investigational skills.
- Encourage the children to retell the stories and provide an alternative ending.




Communication and Language

- This term we are learning vocabulary used in books when looking at “Traditional Tales”.
- This will include retelling stories using repeated phrases, anticipating and predicting what happens next, and sequencing the stories.
- Children will be learning lots of new vocabulary when making porridge and baking Gingerbread biscuits.
- At home shared book-reading is a very effective in helping children to learn and build their vocabulary, and understand words and concepts which occur frequently in books.
- Encourage them to talk about what is happening and give their own ideas.



Physical Development

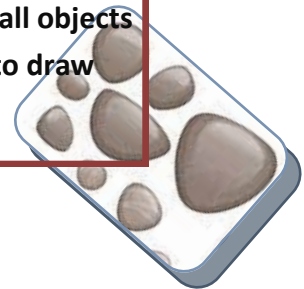


- The children will continue to develop their movement, riding and ball skills.

This includes throwing and catching in the air.

- They will continue to use one-handed tools and equipment, and use a comfortable grip with good control when holding pens and pencils.

- At home you can encourage the children to pick up small objects like individual gravel stones or tiny bits of chalk to draw with.



Personal, social & emotional development


- * The children will be doing a lot of circle time games – and this involves sharing and taking turns.

- * We will talk about our new school – are we happy with our new Nursery? And why?

- * We will talk about feelings – what makes us happy? What makes us sad?


- * What can we do if we feel angry? - also from an Islamic perspective.

- * At home you can help children explore situations from different points of view and talk about how others might be feeling.





ISLAMIC STUDIES



- This term the children will be learning to recite the dua before entering the toilet, and after leaving the toilet.
- We will also be learning about the five pillars of Islam, and singing the nasheed about the five pillars.
- We will start our stories of the Prophets by learning about the story of the first Prophet, Prophet Adam (a.s).



QURAN

Memorisation: Surah Al Falaq

Revision: Surah Al Fatihah and **Surah Al-Nas**

Reading: Sing the Arabic alphabet and Arabic numbers to the children and teach it to them as a precursor to showing them the alphabet chart.

